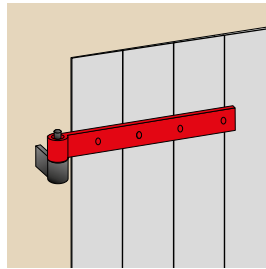
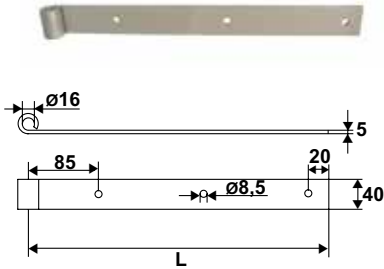


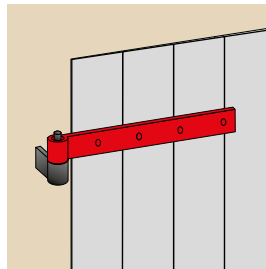

Penture droite bout carré 35x4 Ø14

Code		L	Nbre de trous		Dispo. (sem.)
G900143	316L	300	3	10	1
G900144	316L	400	3	10	1
G900145	316L	500	4	10	1
G900146	316L	600	5	10	1
G900147	316L	700	6	10	1
G900148	316L	800	7	10	1



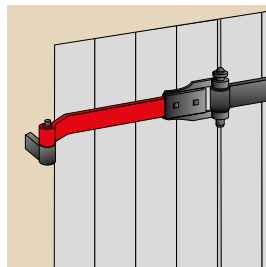
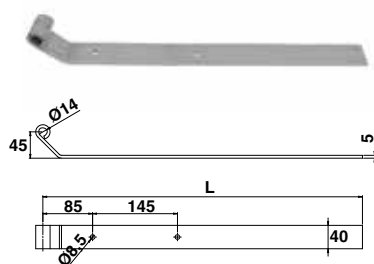
Penture droite bout carré 40x5 Ø16

Code		L	Nbre de trous		Dispo. (sem.)
G900344	316L	400	3	10	1
G900355	316L	500	4	10	1
G900346	316L	600	5	10	1
G900347	316L	700	6	10	1
G900340	316L	800	7	10	1
G900341	316L	1000	7	10	1
G900342	316L	1200	7	10	1



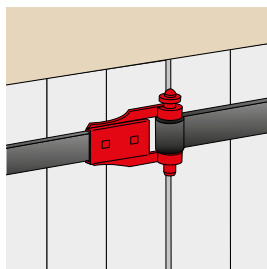
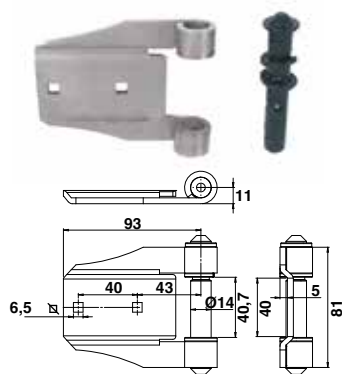
Penture droite bout carré 40x5 Ø14

Code		L	Nbre de trous		Dispo. (sem.)
G9003803	316L	600	5	10	1



Penture droite col de cygne 40x5 Ø14

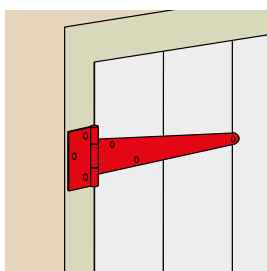
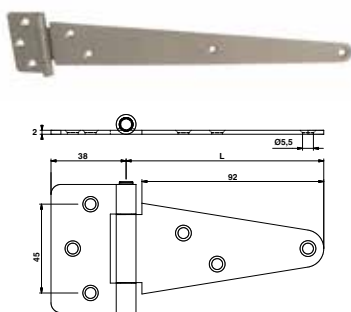
Code		L	Nbre de trous		Dispo. (sem.)
G900770	316L	600	2	1	4



Articulation Ø14 + Axe pour penture droite 40x5 Ø14

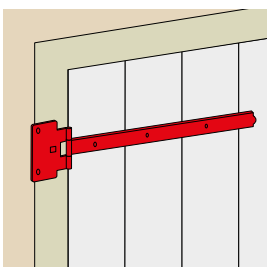
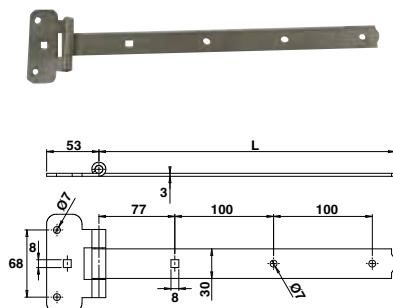
Code			Dispo. (sem.)
G904500	316L	10	1

Pentures anglaises



Penture anglaise

Code		L		Dispo. (sem.)
G904110	316L	100	10	1
G904115	316L	150	10	1
G904120	316L	200	10	1
G904125	316L	250	10	1
G904130	316L	300	10	1

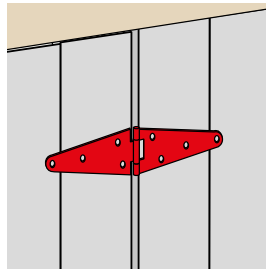
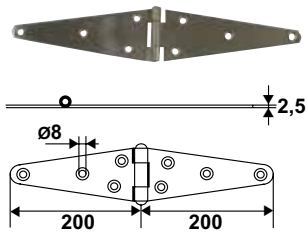


Penture type F



Code		L		Dispo. (sem.)
G904330	316L	300	1	1
G904340	316L	400	1	1
G904350	316L	500	1	1
G904360	316L	600	1	1

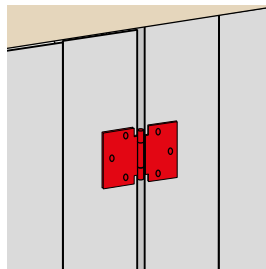
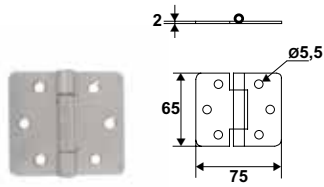
Charnières

Soumis à la REP PMCB.




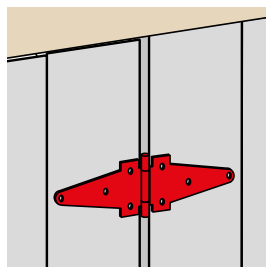
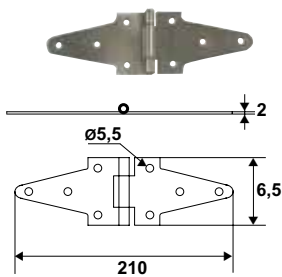
Charnière double branche

Code			Dispo. (sem.)
G904020	316L	10	1



Charnière

Code			Dispo. (sem.)
G904100	316L	10	1



Charnière grand vent

Code			Dispo. (sem.)
G904200	316L	10	1