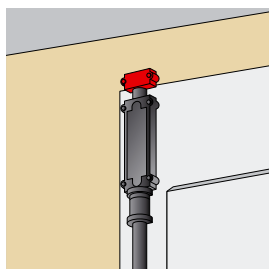
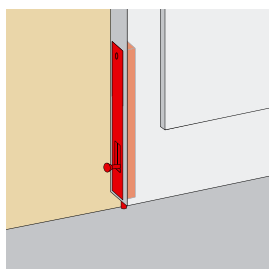
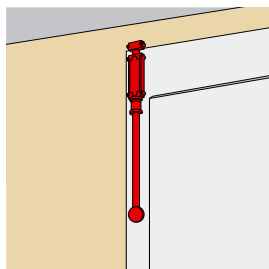
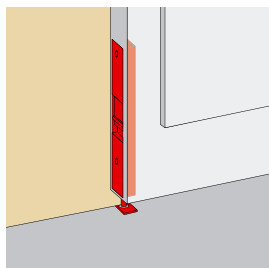


Verrous, coulants



**J5440.. Verrou à entailler à pousoir avec gâche**

Code		L x l	ø axe		Dispo. (sem.)
1 J544010	Z.BLANC	163 x 16	8	12	STOCKÉ

Code		L x l	ø axe		Dispo. (sem.)
J544020	Z.BLANC	203 x 16	8	12	Nous consulter
J544030	Z.BLANC	253 x 16	8	12	Nous consulter

**J5441.. Verrou à entailler à levier avec gâche**

Code		L x l	ø axe		Dispo. (sem.)
2 J544100	Z.BLANC	163 x 16	8	12	STOCKÉ
J544110	Z.BLANC	203 x 16	8	12	STOCKÉ
J544120	Z.BLANC	253 x 16	8	12	STOCKÉ
J544130	Z.BLANC	303 x 16	8	12	STOCKÉ

Code		L x l	ø axe		Dispo. (sem.)
J544140	Z.BLANC	403 x 16	8	12	Nous consulter
J544150	Z.BLANC	503 x 16	8	12	Nous consulter
J544160	Z.BLANC	603 x 16	8	12	Nous consulter

**J528810 Verrou en applique rustique bouton laiton**

Code		Course	Nb & ø vis		Dispo. (sem.)
1 J528810	8005 - 65%	20	4 x 4 F/90°	6	STOCKÉ

**J522120 Verrou en applique classique**

Code		Course	Nb & ø vis		Dispo. (sem.)
2 J522120	8005 - 65%	20	4 x 4 F/90°	6	STOCKÉ

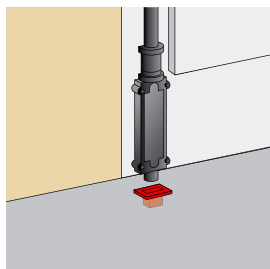
**7430 Verrou plat à souder**

Code		L	l	H		Dispo. (sem.)
7430	Z.BLANC	300	20	11	10	4

**J054590 Coulant rustique fonte**

Code			Dispo. (sem.)
J054590	8005 - 65%	1	4

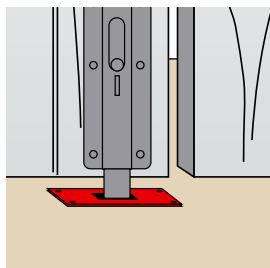
Verrous de porte



**J528320** Gâche en applique à sceller

Code   Dispo. (sem.)

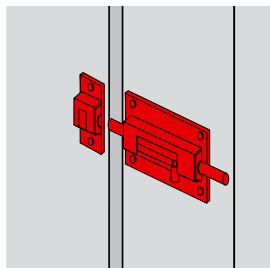
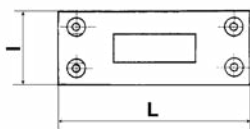
J528320  20 4



**J528300** Gâche à visser

Code  Platine (L x l) Passage de tringle Nb & ø vis  Dispo. (sem.)

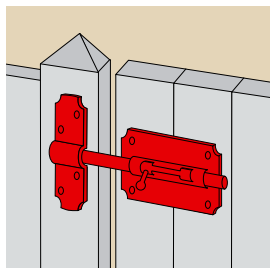
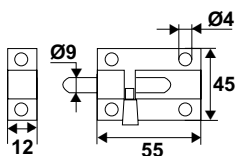
J528300  52 x 30 23 x 10 2 x 5 F/90° 20 Nous consulter



**95AL300** Verrou de box aluminium

Code   Dispo. (sem.)

95AL300  10 4



**9521242** Verrou de box acier

Code  ØD L x l x e  Dispo. (sem.)

9521242  16 130 x 60 x 4 10 4

