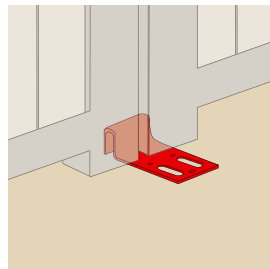
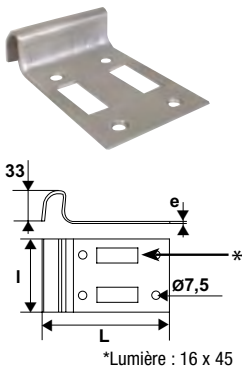


### S9018.. Sabot de portail à sceller

Code		L	l	e		Dispo. (sem.)
S901880Z	316L	140	80	3	1	STOCKÉ

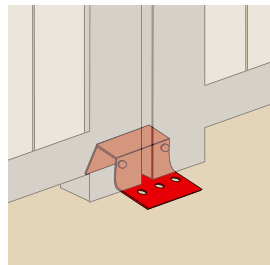
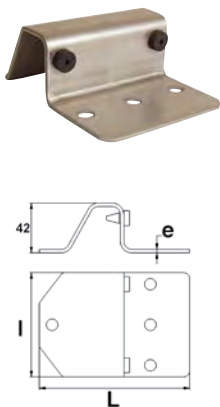
Code		L	l	e		Dispo. (sem.)
S901880Z	316L B	140	80	3	1	2



### S90183.. Sabot de portail à visser

Code		L	l	e		Dispo. (sem.)
S901830Z	316L	140	80	3	1	STOCKÉ

Code		L	l	e		Dispo. (sem.)
S901830	316L B	140	80	3	1	2

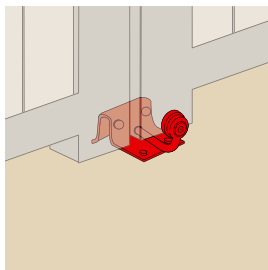
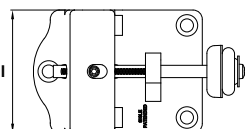
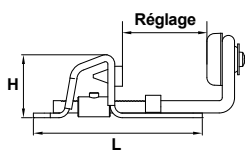


### I600 70 1.. Sabot de portail simple à visser

Code		L	l	e		Dispo. (sem.)
I600 70 1003	304L	130	90	3	1	2

Modèle économique.

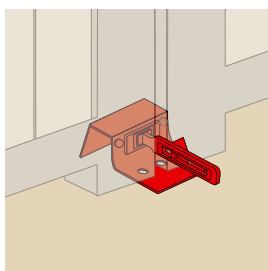
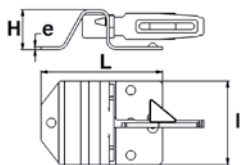
Arrêts, sabots de portail



**I613 70.. Sabot de portail papillon réglable**

Code		L	l	H	Réglage		Dispo. (sem.)
I613 70 2755	304L	110	80	41	27 à 55 mm	1	STOCKÉ

Code		L	l	H	Réglage		Dispo. (sem.)
I613 70 5085	304L	110	80	41	50 à 80 mm	1	2



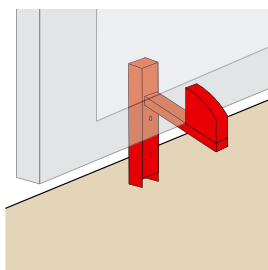
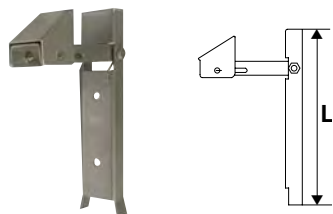
**I61270.. Sabot de portail automatique réversible**

Code		L	l	H	e		Dispo. (sem.)
I612 70 2075	304L	130	90	42	3	1	2

Réglable de 20 à 75 mm

I612 70 2075	304L	130	90	42	3	1	2
--------------	------	-----	----	----	---	---	---

Réglable de 20 à 75 mm, semelle inox, support et came cupro aluminium, tampons caoutchouc, talon cranté en polyamide chargé FV. Réversible par retournement.



**S9019.. Arrêt de portail réglable**

Code		L		Dispo. (sem.)
S901945Z	316L	250	1	STOCKÉ

Réglable épaisseur 30 à 70 mm

Code		L		Dispo. (sem.)
S901945	316L B	250	1	2

Réglable épaisseur 30 à 70 mm