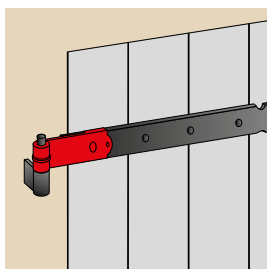
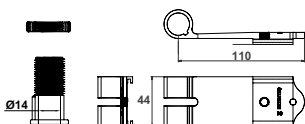


**Elément feston réglable aluminium 39x4 trous carrés pour penture universelle**

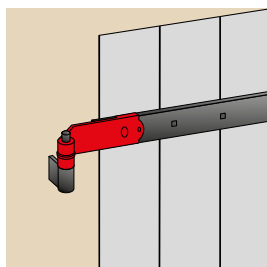
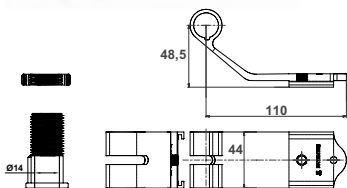
Code		L	Nbre Trous		Dispo. (sem.)
10PBD3J	9005 - 30%	370	2	30	1
10PBD4J	9005 - 30%	515	3	30	1
10PBD5J	9005 - 30%	660	4	30	1
10PBD6J	9005 - 30%	805	5	30	2
10PBD3P	9016 - 80%	370	2	30	2
10PBD4P	9016 - 80%	515	3	30	2
10PBD5P	9016 - 80%	660	4	30	2
10PBD3Q	9016 - 80%	370	2	30	2
10PBD5Q	9016 - 80%	660	4	30	2

**NEUSILLON®**



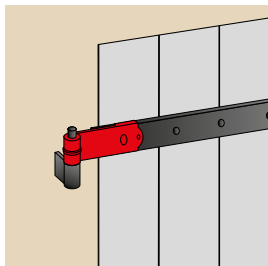
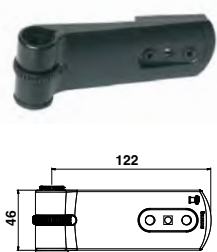
**NEUSILLON® aluminium droit Ø14 pour penture universelle**

Code			Dispo. (sem.)
41NB10J	9005 - 30%	30	1
41NB10P	9016 - 80%	30	2



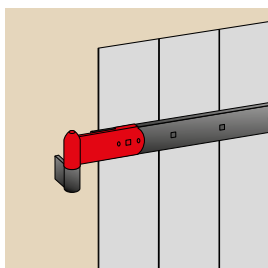
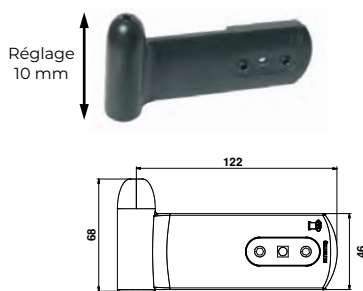
**NEUSILLON® aluminium col de cygne Ø14 pour penture universelle**

Code			Dispo. (sem.)
41NB20J	9005 - 30%	30	1



**NEUSILLON® zamak droit long réglable Ø14 + douille**

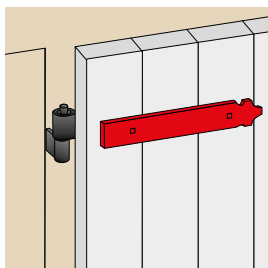
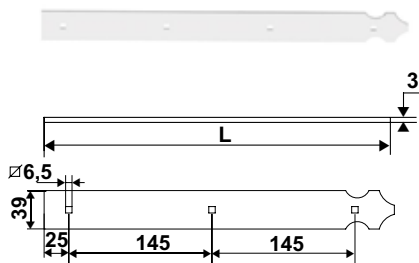
Code	Dispo. (sem.)
42NB21J	1



**NEUSILLON® zamak droit réno réglable Ø14/Ø16 + douille**

Code	Dispo. (sem.)
<b>Modèle droite</b>	
42NB31J	1
42NB31Q	2
42NB31S	2
<b>Modèle gauche</b>	
42NB41J	1
42NB41Q	2
42NB41S	2

**Pentures ajustables**



**Contre-penture aluminium ajustable feston 39x3**

Code	L	Nbre Trous	Dispo. (sem.)
11PJ5025S	500	4	2

• **Les pentures à bout carré sont le résultat du mix design :**

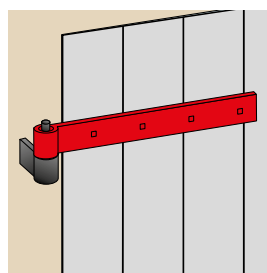
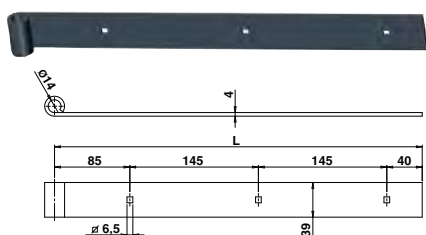
- des pentures bout carré acier
- des dimensions des pentures alu festonnées.

Les pentures aluminium sont adaptées aux design plus contemporains des habitations. Pour volets aluminium et composite.

• **Gamme courte :**

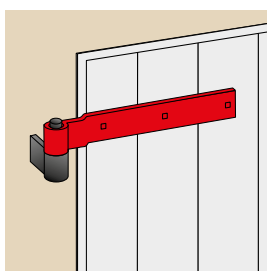
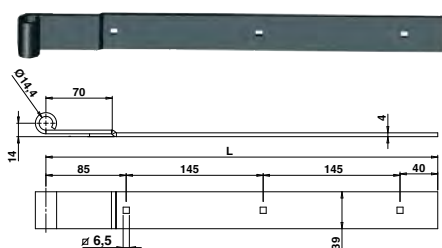
- 10 Références
- Pentures droites
- Pentures cambrées
- Contre-pentures
- Couleur standard : RAL 9005-30% (stocké)

• **Brut ou autre coloris (y compris blanc) sur demande – TORBEL Spécifique**



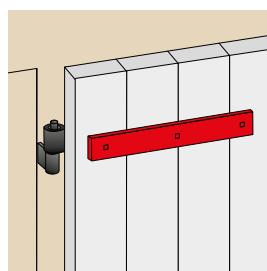
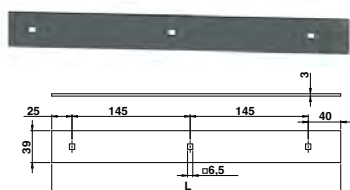
**Penture aluminium droite bout carré 39x4 Ø14  
1er trou à 85**

Code	Coloris	L	Nbre Trous	Dispo. (sem.)
11PBC41J	9005 - 30%	415	3	30
11PBC56J	9005 - 30%	560	4	30



**Penture aluminium cambrée bout carré 39x4 Ø14  
1er trou à 85**

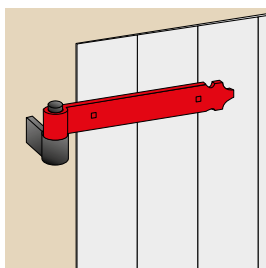
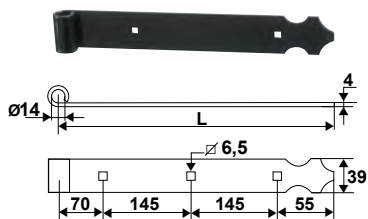
Code	Coloris	L	Nbre Trous	Dispo. (sem.)
11PBC2J	9005 - 30%	270	2	30
11PBC4J	9005 - 30%	415	3	30
11PBC5J	9005 - 30%	560	4	30
11PBC7J	9005 - 30%	715	5	30



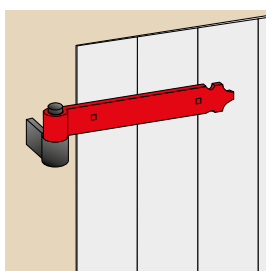
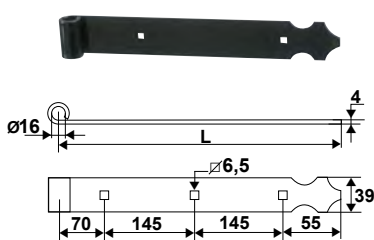
**Contre-penture aluminium droite bout carré 39x3  
1er trou à 25**

Code	Coloris	L	Nbre Trous	Dispo. (sem.)
11PBC35J	9005 - 30%	355	3	30
11PBC50J	9005 - 30%	500	4	30
11PBC64J	9005 - 30%	645	5	30

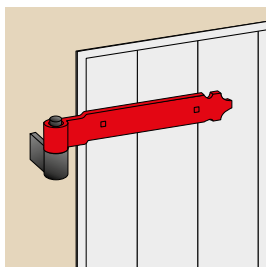
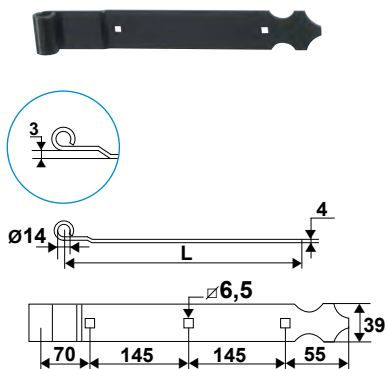
1er trou à 70 mm



1er trou à 70 mm



1er trou à 70 mm



Penture aluminium feston 39x4 Ø14  
1er trou à 70 mm



Code		L	Nbre Trous		Dispo. (sem.)
11PA27J	9005 - 30%	270	2	30	1
11PA41J	9005 - 30%	415	3	30	1
11PA56J	9005 - 30%	560	4	30	1
11PA70J	9005 - 30%	705	5	30	1
11PA85J	9005 - 30%	850	3	30	2
11PA41E	9005 - 80%	415	4	30	2
11PA56E	9005 - 80%	560	5	30	2
11PA70E	9005 - 80%	705	6	30	2
11PA27P	9016 - 80%	270	2	30	2
11PA41P	9016 - 80%	415	3	30	2
11PA56P	9016 - 80%	560	4	30	2
11PA70P	9016 - 80%	705	5	30	2
11PA85P	9016 - 80%	850	6	30	2



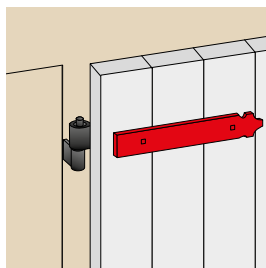
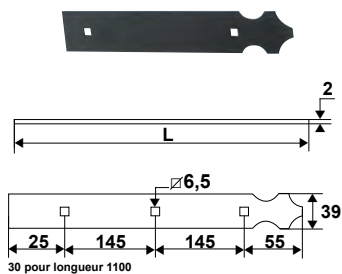
Penture aluminium feston 39x4 Ø16  
1er trou à 70 mm

Code		L	Nbre Trous		Dispo. (sem.)
11PB41J	9005 - 30%	415	3	30	2
11PB56J	9005 - 30%	560	4	30	2
11PB70J	9005 - 30%	705	5	30	2
11PB41E	9005 - 80%	415	3	30	2
11PB56E	9005 - 80%	560	4	30	2
11PB41P	9016 - 80%	415	3	30	2
11PB56P	9016 - 80%	560	4	30	2

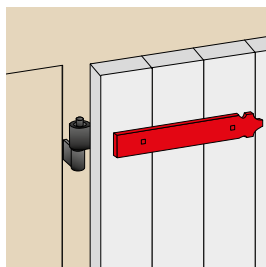
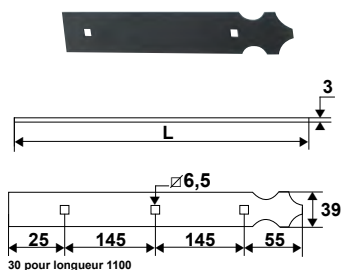
Penture aluminium feston cambrée 39x4 Ø14  
1er trou à 70 mm

Code		L	Nbre Trous		Dispo. (sem.)
11PAP1J	9005 - 30%	270	2	30	1
11PAP2J	9005 - 30%	415	3	30	1
11PAP3J	9005 - 30%	560	4	30	1
11PAP4J	9005 - 30%	705	5	30	1
11PAP5J	9005 - 30%	850	6	30	1
11PAP1P	9016 - 80%	270	2	30	2
11PAP2P	9016 - 80%	415	3	30	2
11PAP3P	9016 - 80%	560	4	30	2
11PAP4P	9016 - 80%	705	5	30	2

1er trou à 70 mm

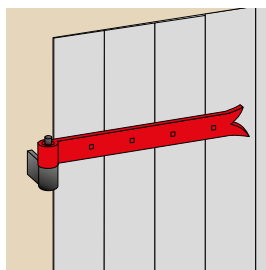
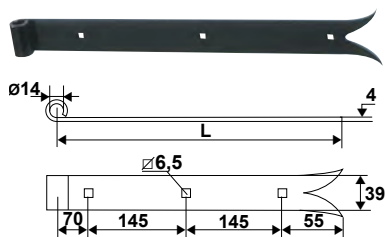


1er trou à 70 mm

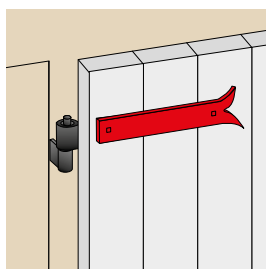
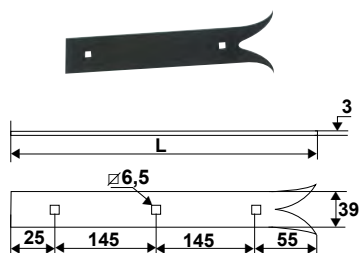


Pentures queue de carpe

1er trou à 70 mm



1er trou à 70 mm



Contre-penture aluminium feston 39x2 pour penture 1er trou à 70 mm

Code		L	Nbre Trous		Dispo. (sem.)
11P2A2J	9005 - 30%	225	2	30	1
11P2A3J	9005 - 30%	370	3	30	1
11P2A5J	9005 - 30%	515	4	30	1
11P2A6J	9005 - 30%	660	5	30	2
11P2A8J	9005 - 30%	805	6	30	2
11P2A2P	9016 - 80%	225	2	30	4
11P2A3P	9016 - 80%	370	3	30	2
11P2A6P	9016 - 80%	660	5	30	2

Contre-penture aluminium feston 39x3 pour penture 1er trou à 70 mm

Code		L	Nbre Trous		Dispo. (sem.)
11PAC2J	9005 - 30%	225	2	30	1
11PAC3J	9005 - 30%	370	3	30	1
11PAC5J	9005 - 30%	515	4	30	1
11PAC6J	9005 - 30%	660	5	30	1
11PAC7J	9005 - 30%	805	6	30	1
11PAC3E	9005 - 80%	370	3	30	2
11PAC5E	9005 - 80%	515	4	30	2
11PAC6E	9005 - 80%	660	5	30	2
11PAC2P	9016 - 80%	225	2	30	2
11PAC3P	9016 - 80%	370	3	30	2
11PAC5P	9016 - 80%	515	4	30	2
11PAC6P	9016 - 80%	660	5	30	2
11PAC7P	9016 - 80%	805	6	30	2

Penture aluminium queue de carpe 39x4 Ø14 1er trou à 70 mm

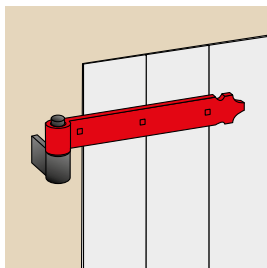
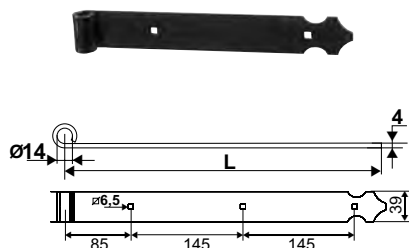


Code		L	Nbre Trous		Dispo. (sem.)
12PA41E	9005 - 80%	415	3	30	2
12PA56E	9005 - 80%	560	4	30	2
12PA70E	9005 - 80%	705	5	30	2

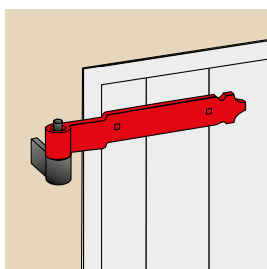
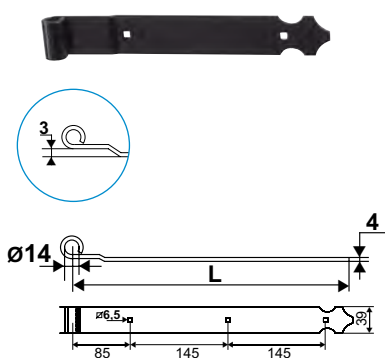
Contre-penture aluminium queue de carpe 39x3 pour penture QC 1er trou à 70 mm

Code		L	Nbre Trous		Dispo. (sem.)
12PAL3E	9005 - 80%	370	2	30	4
12PAL5E	9005 - 80%	515	4	30	4

1er trou à 85 mm

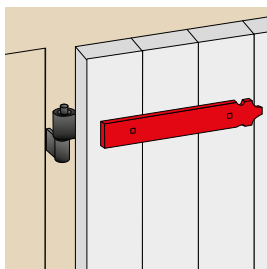
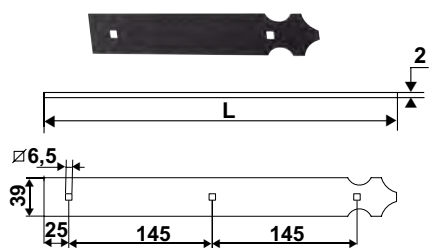


1er trou à 85 mm

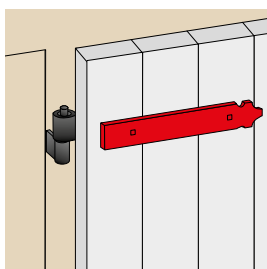
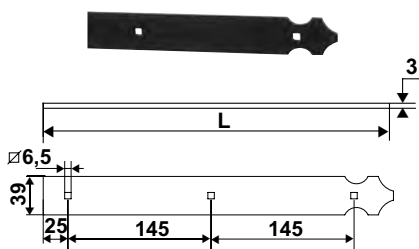


Contre-pentures feston

1er trou à 85 mm



1er trou à 85 mm



Penture aluminium feston 39x4 Ø14  
1er trou à 85 mm

Code	Color	L	Nbre Trous	Dispo. (sem.)
11PG41J	9005 - 30%	415	3	30
11PG56J	9005 - 30%	560	4	30
11PG27J	9005 - 30%	270	2	30
11PG70J	9005 - 30%	705	5	30
11PG41P	9016 - 80%	415	3	30
11PG56P	9016 - 80%	560	4	30

Penture aluminium feston cambrée 39x4 Ø14  
1er trou à 85 mm

Code	Color	L	Nbre Trous	Dispo. (sem.)
11PGP2J	9005 - 30%	270	2	30
11PGP4J	9005 - 30%	415	3	30
11PGP5J	9005 - 30%	560	4	30
11PGP7J	9005 - 30%	705	5	30
11PGP8J	9005 - 30%	850	6	30
11PGP2P	9016 - 80%	270	2	30
11PGP4P	9016 - 80%	415	3	30
11PGP5P	9016 - 80%	560	4	30
11PGP7P	9016 - 80%	705	5	30
11PGP8P	9016 - 80%	850	6	30
11PGP2Q	9016 - 30%	270	2	30
11PGP4Q	9016 - 30%	415	3	30
11PGP5Q	9016 - 30%	560	4	30
11PGP7Q	9016 - 30%	705	5	30
11PGP8Q	9016 - 30%	850	6	30

Contre-penture aluminium feston 39x2  
pour penture 1er trou à 85 mm

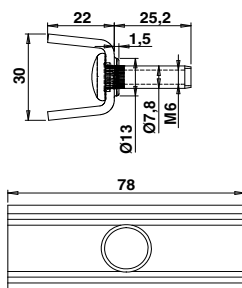
Code	Color	L	Nbre Trous	Dispo. (sem.)
11PH21J	9005 - 30%	210	2	30
11PH35J	9005 - 30%	355	3	30
11PH50J	9005 - 30%	500	4	30
11PH64J	9005 - 30%	645	5	30
11PH79J	9005 - 30%	790	6	30
11PH21P	9016 - 80%	210	2	30
11PH35P	9016 - 80%	355	3	30
11PH50P	9016 - 80%	500	4	30
11PH64P	9016 - 80%	645	5	30
11PH79P	9016 - 80%	790	6	30

Contre-penture aluminium feston 39x3  
pour penture 1er trou à 85 mm

Code	Color	L	Nbre Trous	Dispo. (sem.)
11PJ21J	9005 - 30%	210	2	30
11PJ35J	9005 - 30%	355	3	30
11PJ50J	9005 - 30%	500	4	30
11PJ64J	9005 - 30%	645	5	30
11PJ79J	9005 - 30%	790	6	30
11PJ35P	9016 - 80%	355	3	30
11PJ50P	9016 - 80%	500	4	30
11PJ21P	9016 - 80%	210	2	30
11PJ64P	9016 - 80%	645	5	30

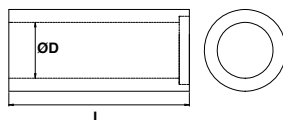
**Pour volets avec barre écharpe :**  
Cavalier, entretoise et vis (modèles au choix).

**Pour volets avec pentures et contre-pentures :**  
Entretoise et vis (modèles au choix).



**Cavalier aluminium**

Code	Color	L	I	Dispo. (sem.)	
11PXP02	BRUT	75	22	50	1



**Entretoise composite**

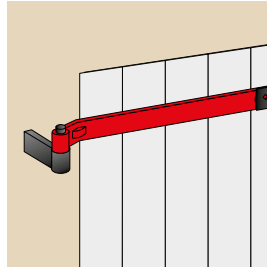
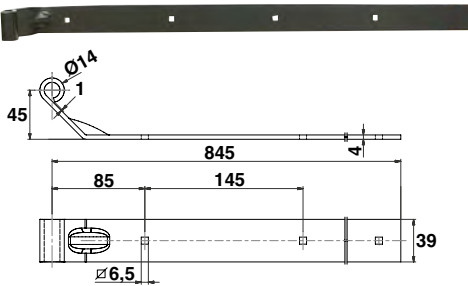
Code	Color	ØD	L	Dispo. (sem.)	
11PXP01	INCOLORE	8,2	29,6	50	1



**Vis aggro tête cylindrique six lobes**

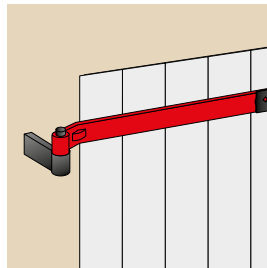
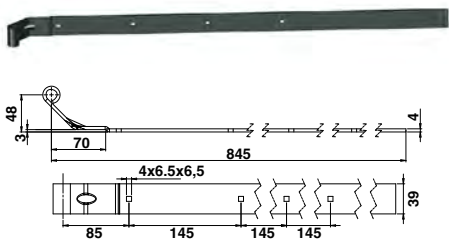
Code	Color	ØD	L	Dispo. (sem.)	U	
07020640JG	9005 - 30%	6	40	500	1	%

1er trou à 85 mm



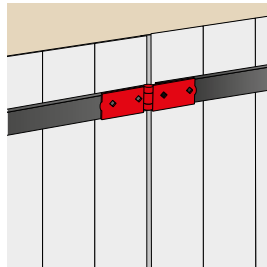
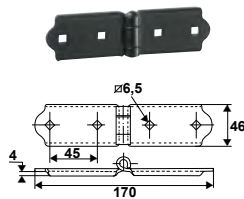
Élément œil 39x4 Ø14 Penture charnière aluminium 1er trou à 85 mm

Code	Nbre de trous	Dispo. (sem.)
11PAE4J	3	4



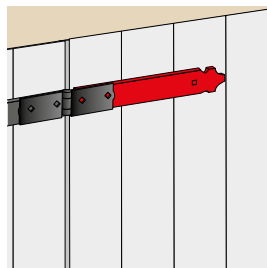
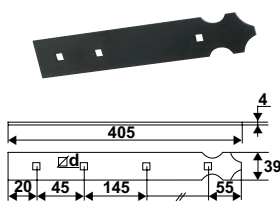
Élément œil 39x4 D14 Penture charnière aluminium Col de Cygne 1er trou à 85 mm

Code	Nbre de trous	Dispo. (sem.)
11PAEMJ	4	2



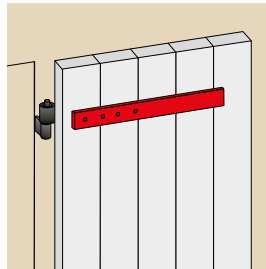

Charnière TORBEL® aluminium

Code	Nbre de trous	Dispo. (sem.)
92PA40J	28	1



Élément œil 39x4 Penture charnière aluminium

Code	Nbre de trous	Dispo. (sem.)
11PAD2J	4	1



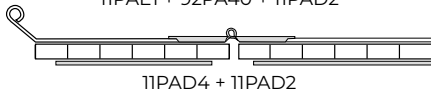
**Contre-penture aluminium 39x3 pour élément œil**

Code		Nbre de trous		Dispo. (sem.)
11PAD4J	9005 - 30%	3	30	1
11PAD4P	9016 - 80%	3	30	2

**Montage avec charnière**

Pour composer, un ensemble penture à charnière complet.

11PAE1 + 92PA40 + 11PAD2

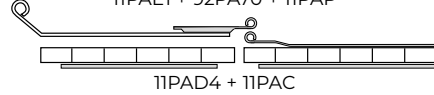


11PAD4 + 11PAD2

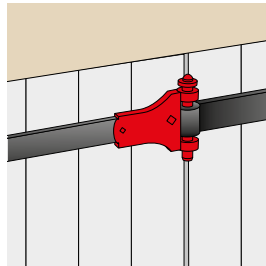
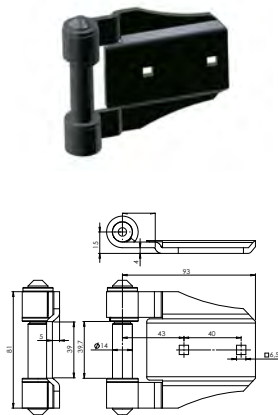
**Montage avec articulation**

Pour composer, un ensemble penture à charnière complet.

11PAE1 + 92PA70 + 11PAP

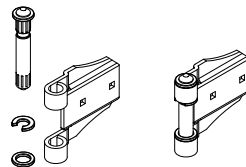


11PAD4 + 11PAC

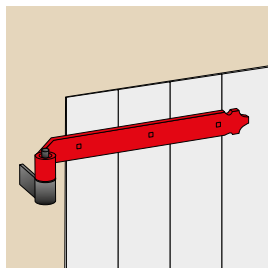
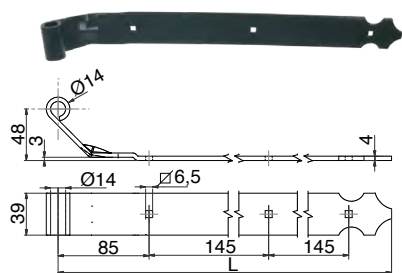


**Articulation aluminium Ø14 pour penture cambrée 3 mm alu**

Code			Dispo. (sem.)
92PA75J	9005 - 30%	10	1
92PA75P	9016 - 80%	10	2



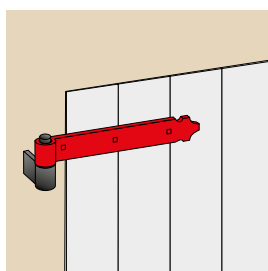
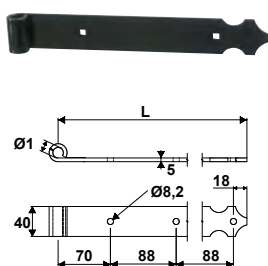
1er trou à 85 mm



Penture aluminium feston 39x4 Ø14 col 45 cambrée 1er trou à 85 mm

Code		L	Nbre de trous		Dispo. (sem.)
11PGQ2J	9005 - 30%	415	3	30	1
11PGQ3J	9005 - 30%	560	4	30	1

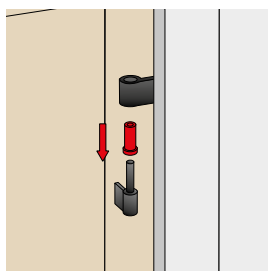
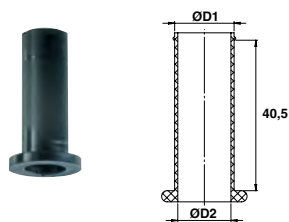
1er trou à 70 mm



Penture forte aluminium feston 40x5 Ø14 1er trou à 70 mm

Code		L	Nbre de trous		Dispo. (sem.)
11P2B4J	9005 - 30%	440	5	30	4
11P2B5J	9005 - 30%	528	6	30	4
11P2B6J	9005 - 30%	616	7	30	4
11P2B4P	9016 - 30%	440	5	30	4

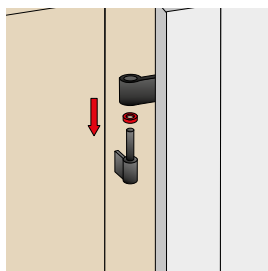
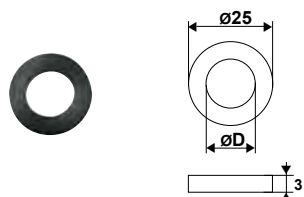
Douilles de réduction, rondelles



Douille de réduction composite

Code		ØD1	ØD2		Dispo. (sem.)
5115089		14	8	1	1
5115009		14	10	10	1
5115029		14	12	10	1
5115069		16	14	10	1
5115109		18	14	50	1
5115129		18	16	50	1

Nous réalisons aussi sur demande :  
Ø9/14; 10/14; 11/14; 11,5/14; 13/14  
Code : A0470...



Rondelle de friction composite

Code		ØD		Dispo. (sem.)
A033306		14	50	1
A033309	INCOLORE	14	50	1
A033319	INCOLORE	16	50	1