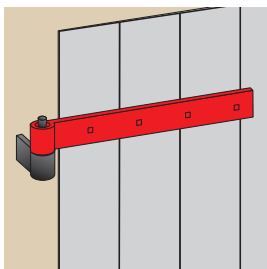
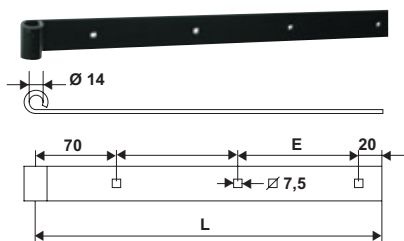


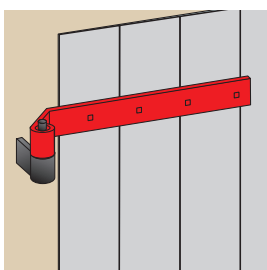
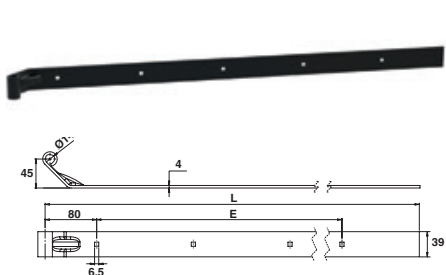
Penture droite 35x4 Ø14

Code		L	ØD	E	Nbre Trous		Dispo. (sem.)
113C304		300	14	105	3	10	1
113C404		400	14	155	3	10	1
113C454		450	14	120	4	10	4
113C504		500	14	136,7	4	10	1
113C604		600	14	170	4	10	1
113C704		700	14	152,5	4	10	1
113C804		800	14	177,5	5	10	1
J6232354		1000	14	184	5	6	1



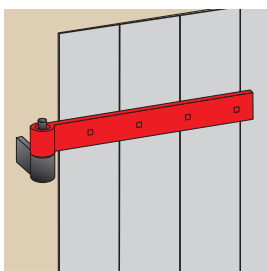
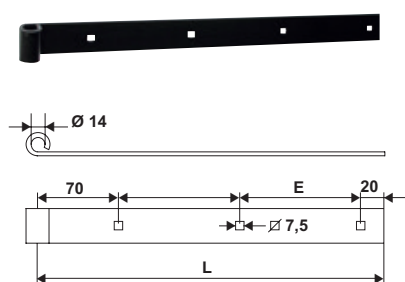
Penture droite 35x5 Ø14

Code		L	ØD	E	Nbre Trous		Dispo. (sem.)
1139304		300	14	105	3	10	1
1139404		400	14	155	3	10	1
1139504		500	14	136,7	4	10	1
1139554		550	14	153,3	4	10	4
1139604		600	14	170	4	10	1
1139704		700	14	152,5	5	10	1
1139804		800	14	177,5	5	10	1



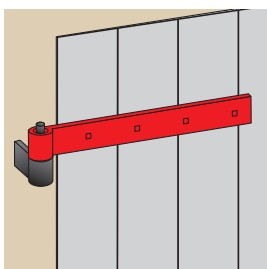
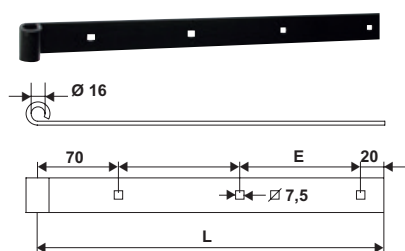
Penture droite coudée 40x4 Ø14

Code		L	ØD	E	Nbre Trous		Dispo. (sem.)
1139201J	9005 - 30%	400	14	170	2	10	1
1139202J	9005 - 30%	500	14	150	3	10	1
1139203J	9005 - 30%	600	14	170	3	10	1
1139204J	9005 - 30%	700	14	150	4	10	1
1139205J	9005 - 30%	800	14	150	5	10	1



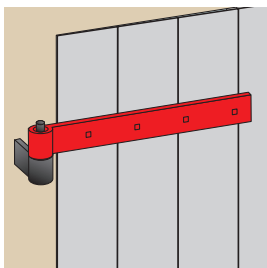
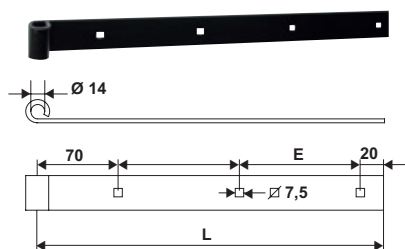
Penture droite 40x5 Ø14

Code		L	ØD	E	Nbre Trous		Dispo. (sem.)	
114J304		300	14	105	3	10	1	
114J404		400	14	155	3	10	1	
114J454		450	14	120	4	10	1	
114J504		500	14	136,7	4	10	1	
114J554		550	14	153,3	4	10	1	
114J604		600	14	170	4	10	1	
114J704		700	14	152,5	5	10	1	
114J804		800	14	177,5	5	10	1	



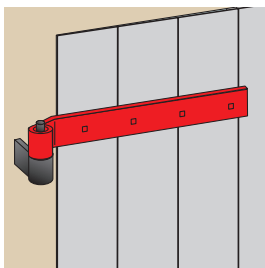
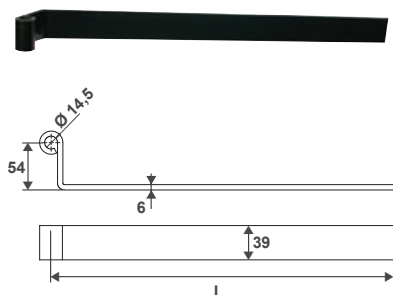
Penture droite 40x5 Ø16

Code		L	ØD	E	Nbre Trous		Dispo. (sem.)	
P11203G30		300	16	200	2	10	1	
P11203G40		400	16	150	3	10	1	
P11203G45		450	16	175	3	10	4	
P11203G50		500	16	200	3	10	1	
P11203G55		550	16	225	3	10	4	
P11203G60		600	16	175	3	10	1	
P11203G9EJ		1200	16	218	6	5	1	



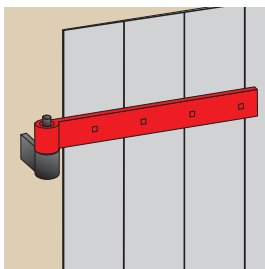
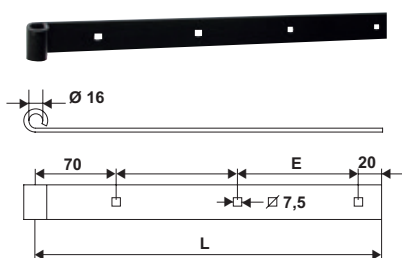
Penture droite 40x6 Ø14

Code		L	ØD	E	Nbre Trous		Dispo. (sem.)	
1146A04		300	14	105	3	10	1	
1146A24		400	14	155	3	10	1	
1146A44		500	14	136,7	4	10	1	
1146A64		600	14	170	4	10	1	
1146A84		700	14	152,5	5	10	1	
1146AA4		800	14	177,5	5	10	1	
1146AB4		900	14	202,5	5	5	4	
1146AC4		1000	14	227,5	5	5	1	



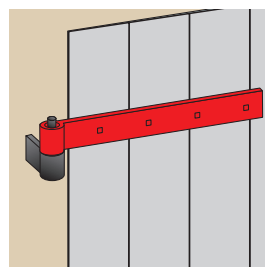
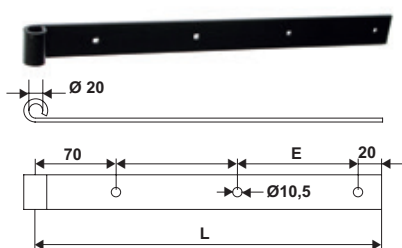
Penture droite 40x6 Ø14 col équerre non percée

Code		L	ØD		Dispo. (sem.)
1146144		500	14	5	1
1146164		600	14	5	1
1146184		700	14	5	4



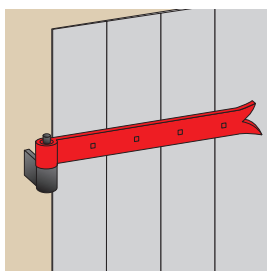
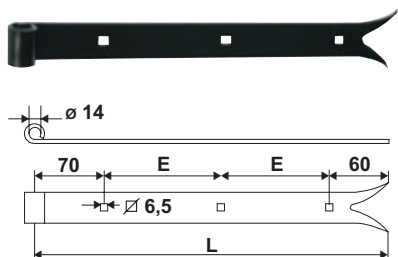
Penture droite 40x6 Ø16

Code		L	ØD	E	Nbre Trous		Dispo. (sem.)
1146404		400	16	155	3	10	4
1146504		500	16	136,7	4	10	1
1146604		600	16	170	4	10	1
1146704		700	16	152,5	5	5	1
1146804		800	16	177,5	5	5	1
1146974		1000	16	227,5	5	5	1
1146994		1200	16	222	6	5	1



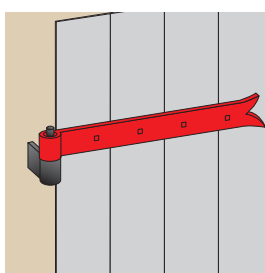
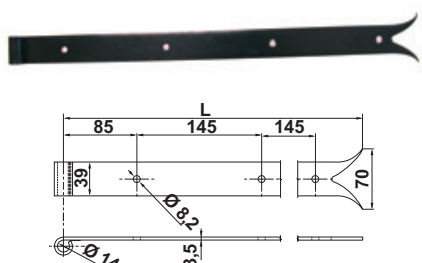
Penture droite 50x8 Ø20

Code		L	ØD	E	Nbre Trous		Dispo. (sem.)
1158104		1000	20	227,5	5	5	1
1158124		1200	20	222	6	3	1
1158154		1500	20	282	6	3	1



Penture queue de carpe 35x4 Ø14

Code		L	ØD	E	Nbre Trous		Dispo. (sem.)
123C304		300	14	85	3	10	1
123C404		400	14	135	3	10	1
123C504		500	14	123	4	10	1
123C604		600	14	157	4	10	1
123C704		700	14	143	5	10	1
123C804		800	14	168	5	10	1

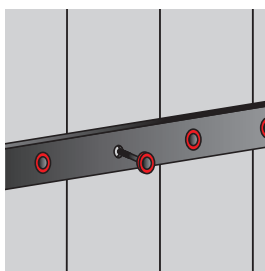
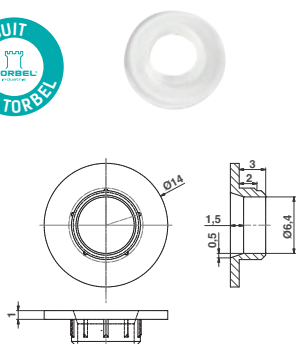
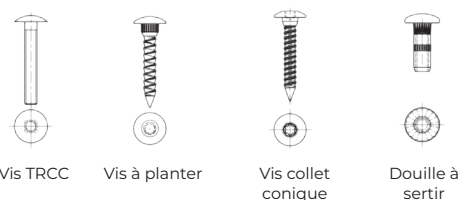


Penture PLURIFIX® 39x3,5 Ø14

Code		L	ØD	Nbre Trous		Dispo. (sem.)
12S0284		285	14	2	250	1
12S0414		430	14	3	250	1
12S0564		575	14	4	250	1
12S0704		720	14	5	250	1
12S0854		865	14	6	250	4
12S0994		1010	14	7	250	4

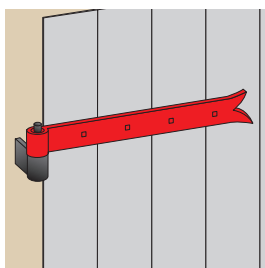
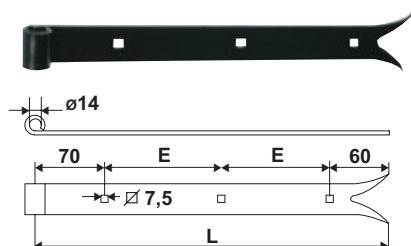


SYSTÈME PLURIFIX®
1 penture = 4 types de fixations



Bague PLURIFIX® incolore

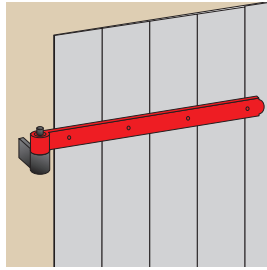
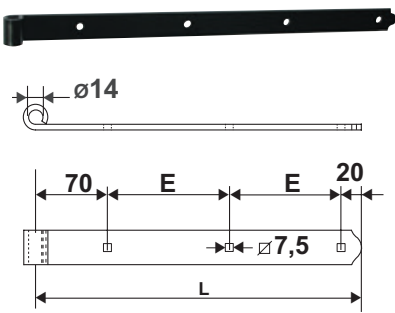
Code			Dispo. (sem.)	U
A047800	INCOLORE	1000	1	%



Penture queue de carpe 40x5 Ø14

Code		L	ØD	E	Nbre Trous		Dispo. (sem.)
124J404		400	14	135	3	10	4
124J504		500	14	123	4	10	1
124J604		600	14	157	4	10	1
124J704		700	14	143	5	10	4
124J804		800	14	168	5	10	1



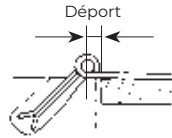


Penture bout feston 35x5 Ø14

Code		L	E	Nbre Trous		Dispo. (sem.)
11AS304		300	105	3	10	4
11AS354		350	130	3	10	4
11AS404		400	155	3	10	1
11AS454		450	120	4	10	4
11AS504		500	137	4	10	1
11AS554		550	153	4	10	4
11AS604		600	170	4	10	4
11AS704		700	153	5	10	4
11AS804		800	177	5	10	4

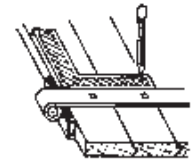
Définition du déport (mm)

Gond à sceller	12 à 50
Gond à visser	50 mini
POLYGOND	50 mini
Gond tableau	12
Gond sur plaque	40 à 50

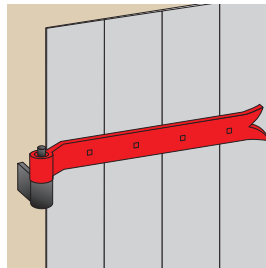
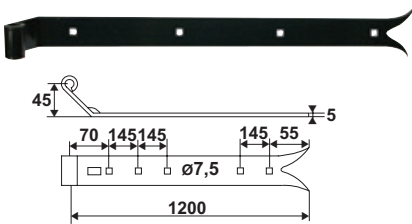


Pose des pentures

- 1) Caler le déport.
- 2) Contrôler l'équerrage.
- 3) Tracer les trous.
- 4) Percer les trous.
- 5) Retourner la penture.
- 6) Visser les boulons.

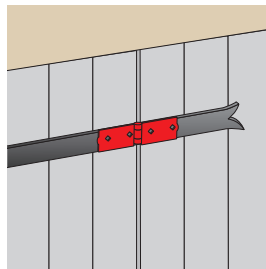
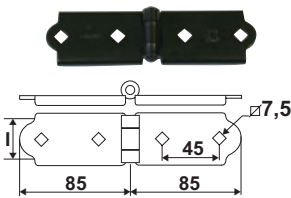


Articulations



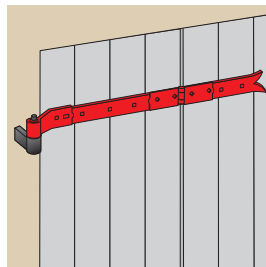
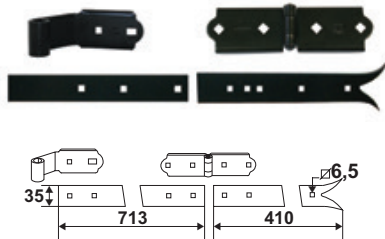
Penture queue de carpe 40x5 Ø14 col de cygne

Code		Ep.	Nbre Trous		Dispo. (sem.)
1245124		5	5	5	1



Charnière TORBEL®

Code		l		Dispo. (sem.)
9225354		35	28	1
9225404		40	28	1



Ensemble TORBEL® queue de carpe

Code			Dispo. (sem.)
1538C24		3	1



* Après la coupe, il faut penser à rétablir le traitement anticorrosion.

Nous réalisons aussi..



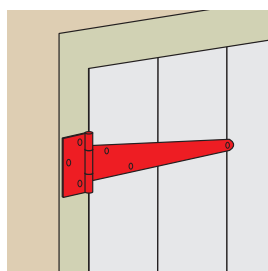
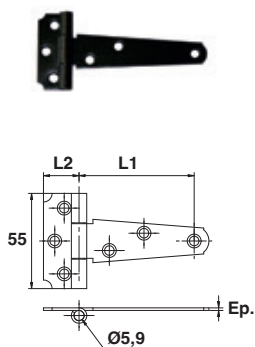
Penture à col droite



Penture à col queue de carpe

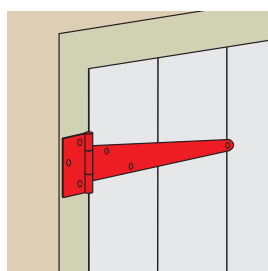
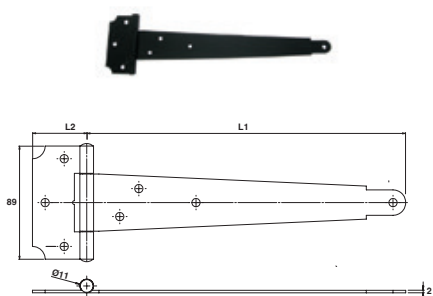


Pour commander ces 2 articles, merci de vous référer au bon de commande



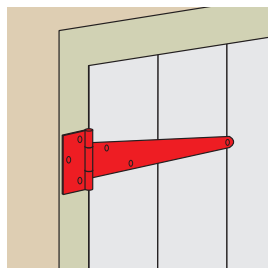
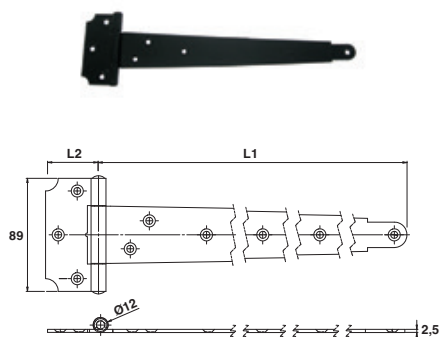
Penture anglaise légère

Code		L1	L2	Ep.		Dispo. (sem.)
0503401		75	20,5	1,5	10	1
0503501		100	20,5	1,5	10	1
0095704		125	20,5	1,5	10	1
624115		150	25	1,5	10	1
0503402	Z.BLANC	75	20,5	1,5	10	1
0503502	Z.BLANC	100	20,5	1,5	10	1
0095702	Z.BLANC	125	20,5	1,5	10	1
0503602	Z.BLANC	150	43,7	1,5	50	1



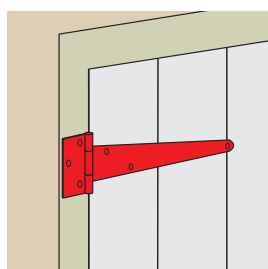
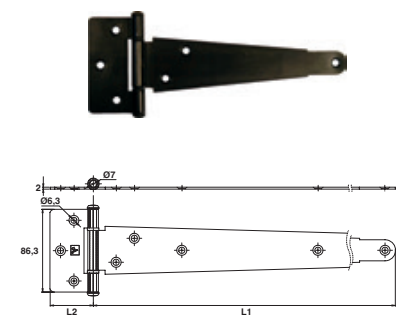
Penture anglaise

Code		L1	L2	Ep.		Dispo. (sem.)
624155		200	42,7	2	10	NC
624160		250	42,7	2	10	1
624165		300	42,7	2	10	1
624094	Z.BLANC	200	42,7	2	10	1
624095	Z.BLANC	250	42,7	2	10	1
624096	Z.BLANC	300	42,7	2	10	1



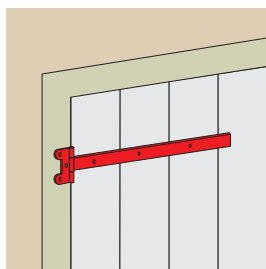
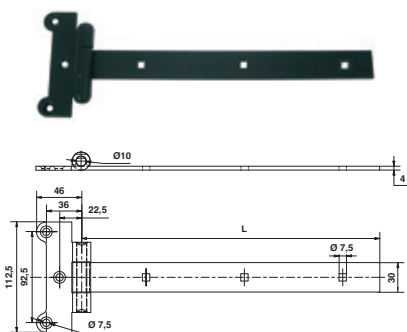
Penture anglaise forte

Code		L1	L2	Ep.		Dispo. (sem.)
8207040		400	41,7	2,5	10	1
8207050		500	41,7	2,5	10	1
8207060		600	41,7	2,5	10	1
7207400	Z.BLANC	400	41,7	2,5	10	1
7207500	Z.BLANC	500	41,7	2,5	10	1
7207600	Z.BLANC	600	41,7	2,5	10	1



Penture anglaise axe composite épaisseur 2 mm

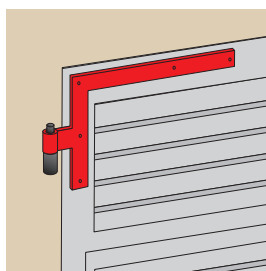
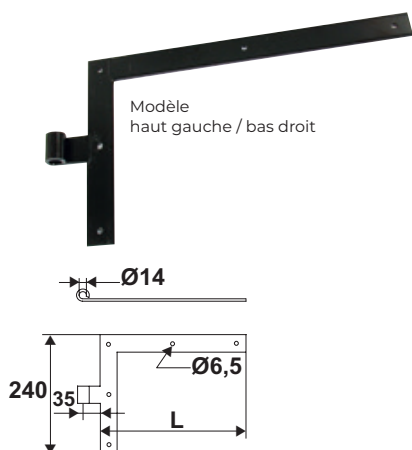
Code		L1	L2	Ød		Dispo. (sem.)
756915		144	45	6,3	5	1
756920		194	45	6,3	5	1
756925		244	45	6,3	5	1
757930		292,8	45	6,3	5	1
757935		342,8	45	6,3	5	1
757940		392,8	45	6,3	5	1
757950		492,8	45	6,3	5	1
757960		572,8	45	6,3	5	1
756815	Z.BLANC	144	45	6,3	5	1
756820	Z.BLANC	194	45	6,3	5	1
756825	Z.BLANC	244	45	6,3	5	2
757830	Z.BLANC	292,8	45	6,3	5	2
757835	Z.BLANC	342,8	45	6,3	5	2
757840	Z.BLANC	392,8	45	6,3	5	2
757850	Z.BLANC	492,8	45	6,3	5	1
757860	Z.BLANC	572,8	45	6,3	5	1



Penture type F 30x4

Code	Color	L	Ep.	Nbre Trous	Icon	Dispo. (sem.)
629460	Black	300	4	3	5	1
629465	Black	400	4	4	5	1
629470	Black	500	4	5	5	1
629475	Black	600	4	5	5	1
9629600	Z.BLANC	300	4	3	5	1
629605	Z.BLANC	400	4	4	5	4
629610	Z.BLANC	500	4	5	5	1
629615	Z.BLANC	600	4	5	5	1

Équerres et Tés bout droit

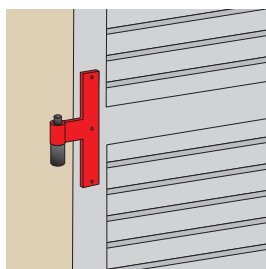
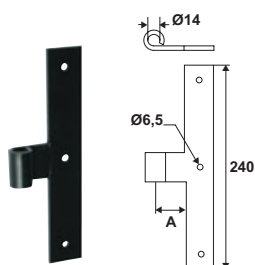


Équerre bout droit 35x5 Ø14 (par paire)

Code	Color	L	Nbre Trous	Icon	Dispo. (sem.)
2139304	Black	300	3	5	1
2139354	Black	350	3	5	1
2139404	Black	400	3	1	1
2139454	Black	450	4	5	1
2139504	Black	500	4	5	1
2139604	Black	600	4	5	1
2139704	Black	700	5	5	1
2139804	Black	800	5	1	1

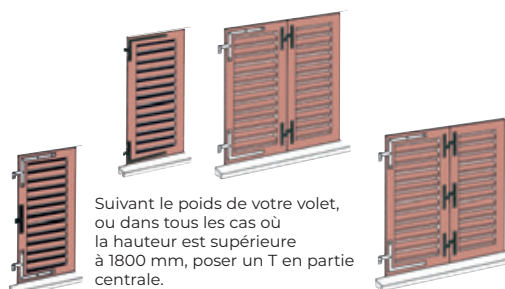


Une équerre haut gauche peut être utilisée comme bas droit. De même un bas gauche peut être utilisé comme haut droit. Toutes nos équerres sont livrées par paire pour équiper 1 vantail haut gauche / bas gauche ou inversement.



Té bout droit

Code	Color	ØD	Déport A	Icon	Dispo. (sem.)
35x5					
4124394	Black	14	35	10	1
40x5					
4124454	Black	14	40	10	1



Suivant le poids de votre volet, ou dans tous les cas où la hauteur est supérieure à 1800 mm, poser un T en partie centrale.