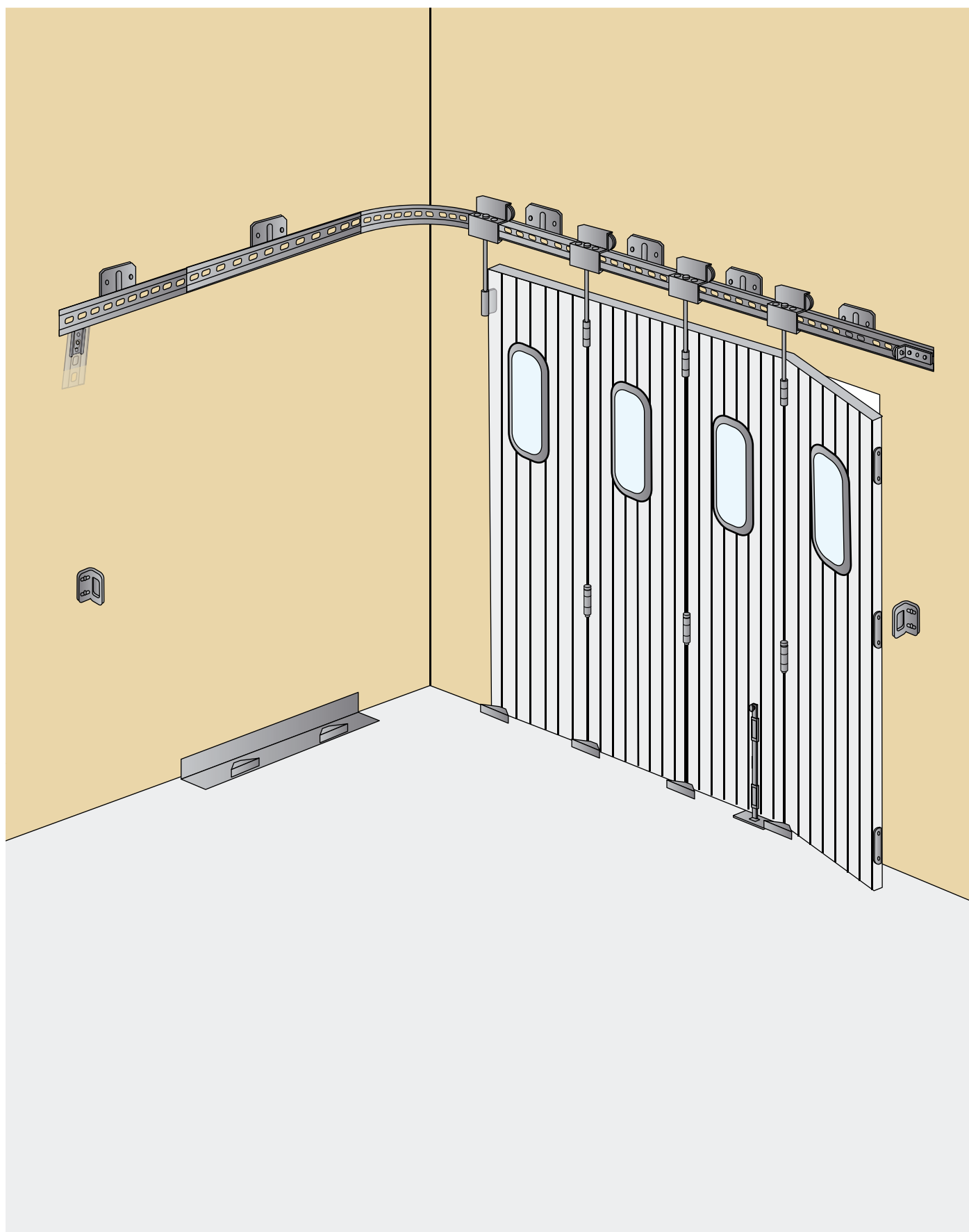
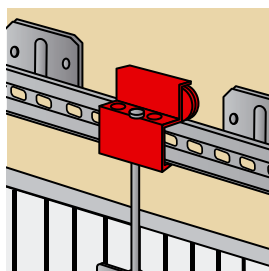
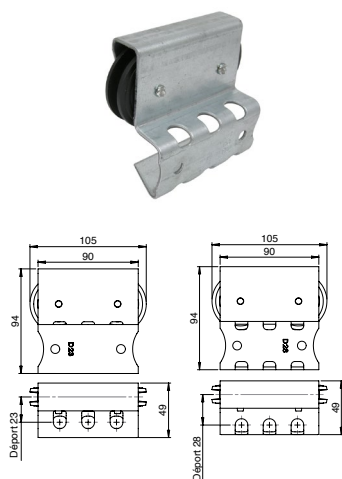




## Ferrures pour portes de garage



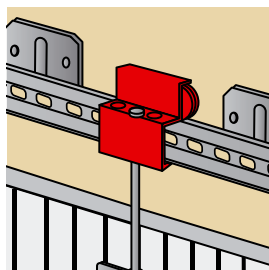
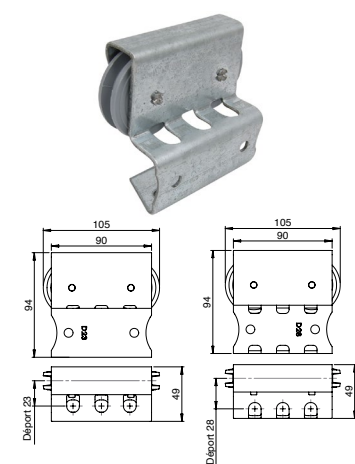




## Chariot P.G.

Code		Déport		Dispo. (sem.)
<b>Avec galet polypropylène</b>				
74807223	<b>GALVA.</b>	23	25	2
P74807228	<b>GALVA.</b>	28	25	1

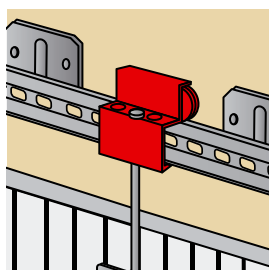
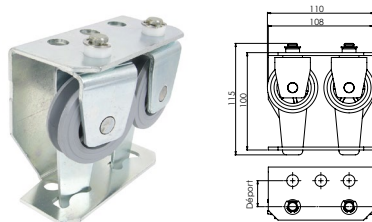
Chariot en acier galvanisé monté avec galets en polypropylène renforcé sur axe lisse. 3 positions au choix du boulon. 2 déports possibles : 23 mm ou 28 mm.



## Chariot P.G.

Code		Déport		Dispo. (sem.)
<b>Avec galet polyamide et roulements à aiguilles</b>				
P74807323	<b>GALVA.</b>	23	25	1
P74807328	<b>GALVA.</b>	28	25	1

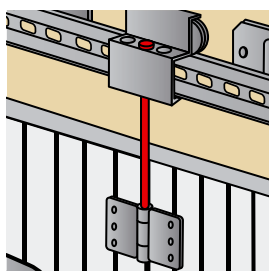
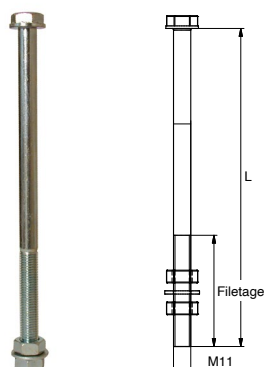
Chariot en acier galvanisé monté avec galets en polyamide renforcé sur roulement. 3 positions au choix du boulon. 2 déports possibles : 23 ou 28 mm.



## Chariot articulé P.G.

Code		Déport		Dispo. (sem.)
<b>Avec galet polyamide et roulements à aiguilles</b>				
P74907223	<b>GALVA.</b>	26	20	1

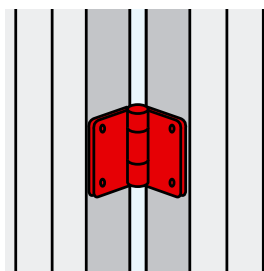
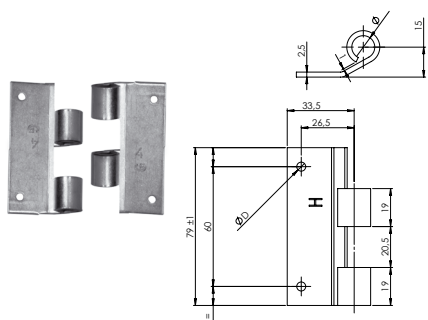
Chariot en acier galvanisé monté avec galets en polyamide renforcé sur roulement. 3 positions au choix du boulon. 1 déport : 26 mm.



## Boulon tête H

Code		ØD	L	Filetage		Dispo. (sem.)	U
840111201D	<b>Z.BLANC</b>	11	200	70	50	1	%
840111272D	<b>Z.BLANC</b>	11	275	70	50	NC	%

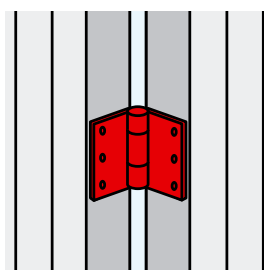
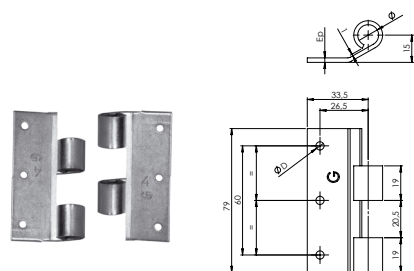
Boulon 6 pans Ø11 mm. Longueur 200 mm fileté sur 70 mm. Livré avec 1 rondelle et deux écrous M11.



### Charnière sur chant bouts carrés 2 trous (Fourni sans axe)

Code		Ø	Ep.	ØD		Dispo. (sem.)
P750012H0	Z.BLANC	11	2,5	4,5	50	1

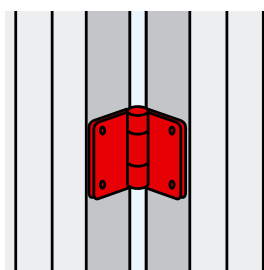
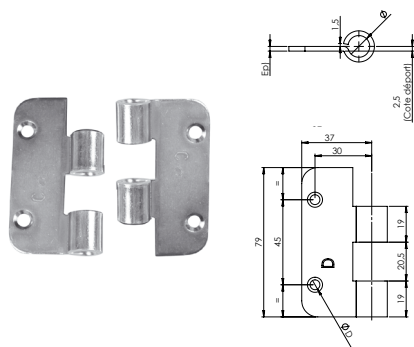
Compatible avec axe P.24-6



### Charnière sur chant bouts carrés 3 trous (Fourni sans axe)

Code		Ø	Ep.	ØD		Dispo. (sem.)
P750022G0	Z.BLANC	11	2,5	4,5	50	1

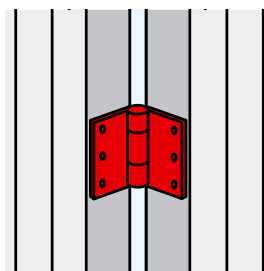
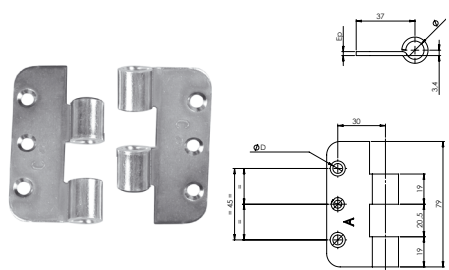
Compatible avec axe P.24-6



### Charnière sur chant bouts ronds 2 trous (Fourni sans axe)

Code		Ø	Ep.	ØD		Dispo. (sem.)
P750020D0	Z.BLANC	11	2,5	5,2	50	1

Compatible avec axe P.24-6

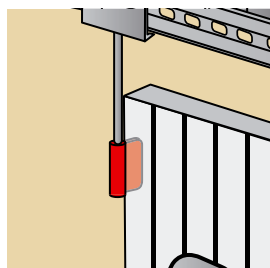
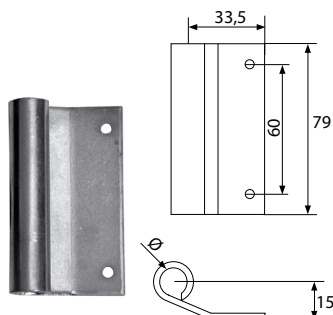


### Charnière sur chant bouts ronds 3 trous (Fourni sans axe)

Code		Ø	Ep.	ØD		Dispo. (sem.)
P750020B0	Z.BLANC	11	2,5	5,2	50	4

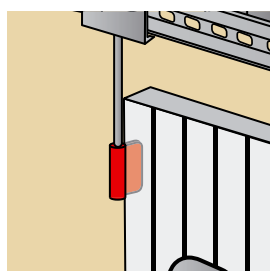
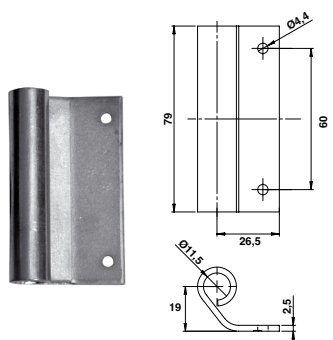
Compatible avec axe P.24-6





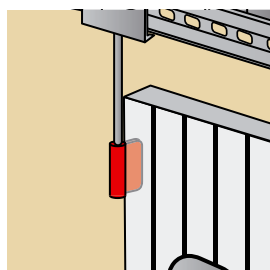
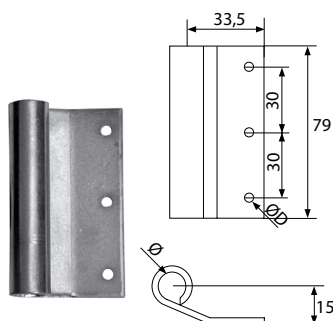
**Charnière d'extrémité sur chant bouts carrés  
2 trous**

Code		Ø	Ep.	ØD		Dispo. (sem.)
P750028H0	Z.BLANC	11	2,5	4,4	100	4



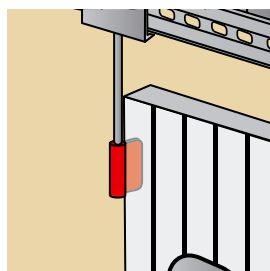
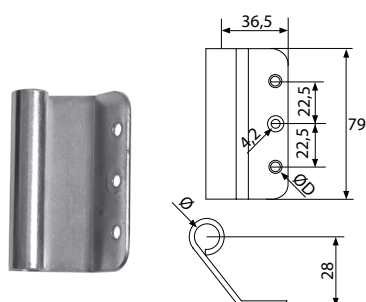
**Charnière d'extrémité sur chant bouts carrés  
2 trous angle 52°**

Code		Ø	Ep.	ØD		Dispo. (sem.)
P750026L0	Z.BLANC	11	2,5	4,4	100	4



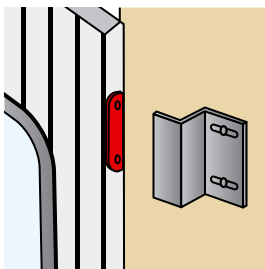
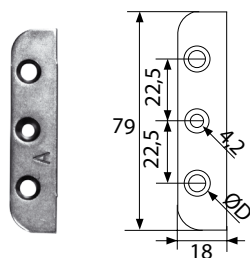
**Charnière d'extrémité sur chant bouts carrés  
3 trous**

Code		Ø	Ep.	ØD		Dispo. (sem.)
P750028G0	Z.BLANC	11	2,5	4,4	100	4





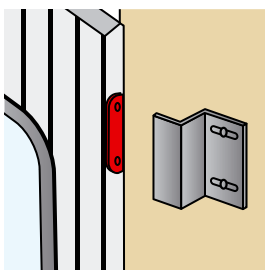
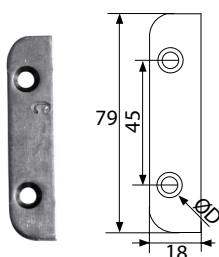
**Charnière d'extrémité sur chant  
bouts ronds 3 trous**

Code		Ø	Ep.	ØD		Dispo. (sem.)
P750026A0	Z.BLANC	11	2,5	6,2	50	1





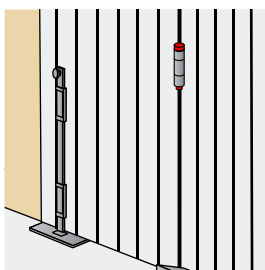
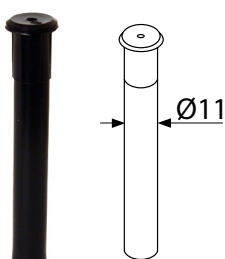
**Contre-rive 18 mm bouts ronds  
3 trous**

Code		ØD		Dispo. (sem.)
P760022B0	Z.BLANC	5,2	500	4
P760022A0	Z.BLANC	6,2	500	1








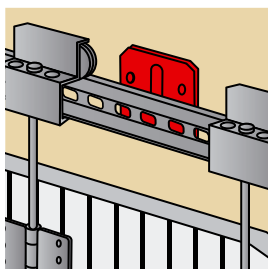
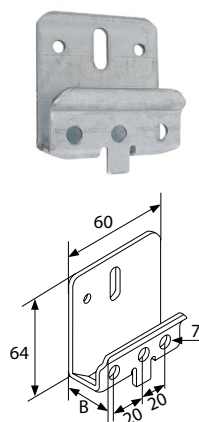
**Contre-rive 18 mm bouts ronds  
2 trous**

Code		ØD		Dispo. (sem.)
P760022C0	Z.BLANC	6,2	500	4



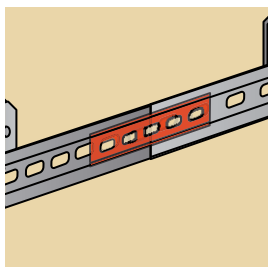
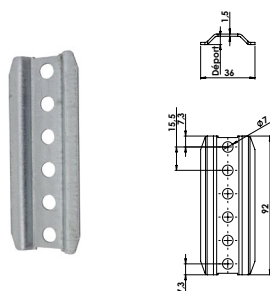
**Axe composite**

Code				Dispo. (sem.)
P77065660I		1500		1
P77065660		10		2
P7705655I		1500		2



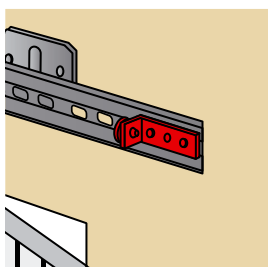
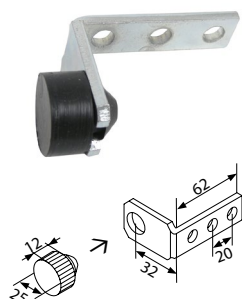
#### Bride de fixation

Code		B		Dispo. (sem.)
P76507020	 GALVA.	20	100	1
P76507040	 GALVA.	40	100	1



#### Raccord de rail

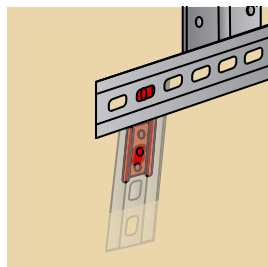
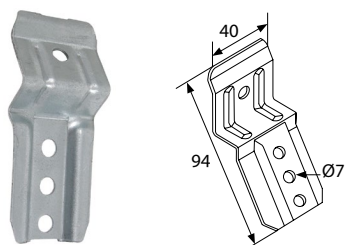
Code		Déport		Dispo. (sem.)
P77007670	 GALVA.	5	200	1



#### Arrêtoir de fin de course

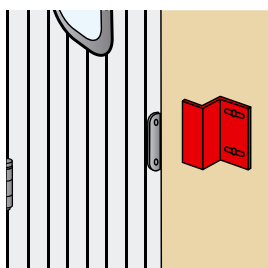
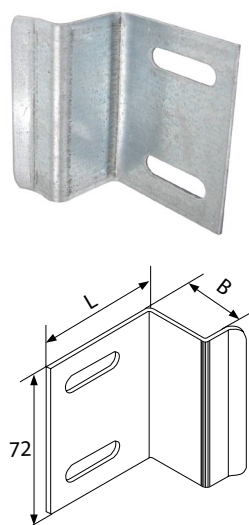
Code			Dispo. (sem.)
P7700170B	 GALVA.	100	1

Butée composite.







#### Support de courbe

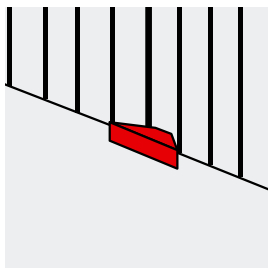
Code			Dispo. (sem.)
P77007690	 GALVA.	 200	1



#### Gâche d'arrêt

Code		L	B		Dispo. (sem.)
P7700772A	 GALVA.	57	32	 50	1
P7700772B	 GALVA.	63	26	 100	4





**Demi-sabot composite débouchant**

Code



Dispo.  
(sem.)

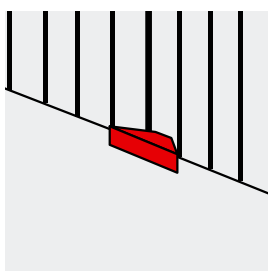
**Avec plots de centrage**

77003780



500

1



**Demi-sabot composite non débouchant**

Code



Dispo.  
(sem.)

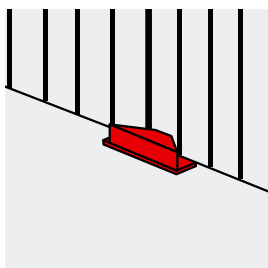
**Avec plots de centrage**

7700306



500

4



**Demi-sabot composite  
monté sur petite platine**

Code



Dispo.  
(sem.)

P77007790

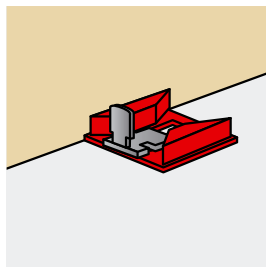
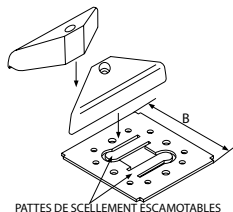
GALVA.

200

1

## Sabots

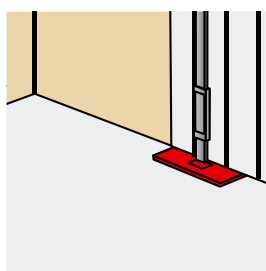
Soumis à la REP PMCB.



### Sabot de guidage composite monté sur platine

Code		B		Dispo. (sem.)
P77307128	GALVA	28	100	1
P77307131	GALVA	31	100	1

Platine en acier avec pattes à sceller intégrées pour une pose à sceller ou à visser.

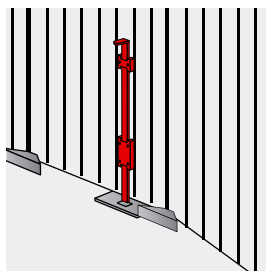
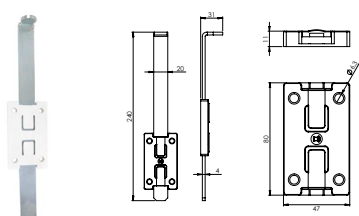


### Demi-sabot verrou composite monté sur platine

Code		B	e		Dispo. (sem.)
P77407128	GALVA	28	2	100	1
P77407131	GALVA	31	2	100	1

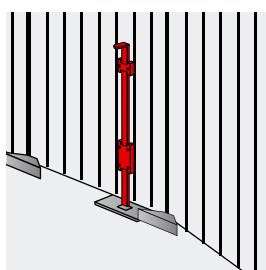
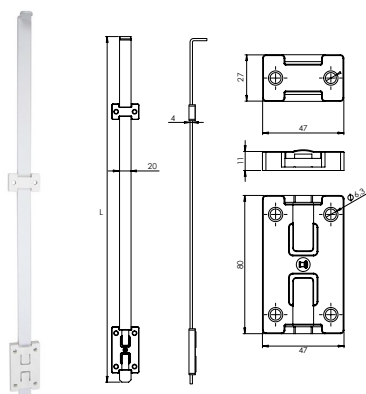
Platine en acier avec pattes à sceller intégrées pour une pose à sceller ou à visser.

## Verrous



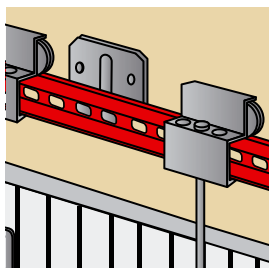
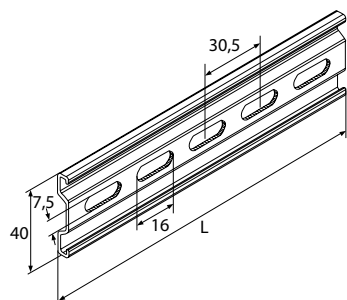
### Verrou composite court

Code			Dispo. (sem.)
92PC001	Z.BLANC	50	1



### Verrou composite long

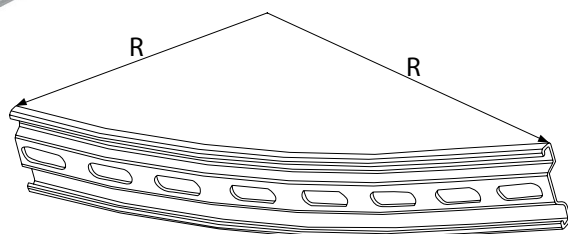
Code			Dispo. (sem.)
92PC105	Z.BLANC	25	1





## Rail perforé

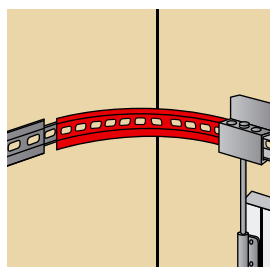
Code		L		Dispo. (sem.)
P78507150	 GALVA.	1500	 100	NC
P78507225	 GALVA.	2250	 100	NC
P78507605	 GALVA.	6005	 100	1

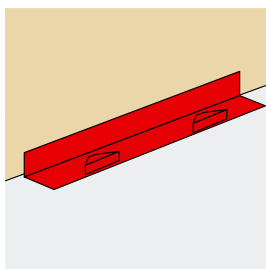
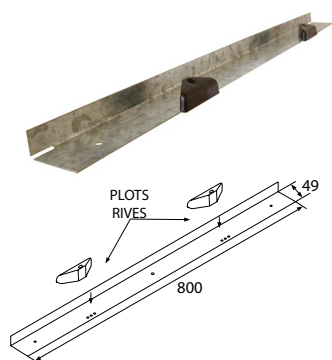
Rail perforé profilé en 12/10e galvanisé pour montage avec bride, raccord, support de courbe.



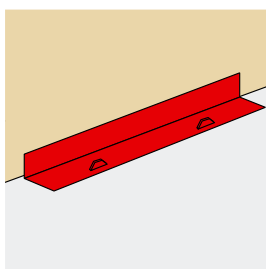

## Cintre rail 12/10°

Code		Rayon		Dispo. (sem.)
P77007866	 GALVA.	540	 20	NC



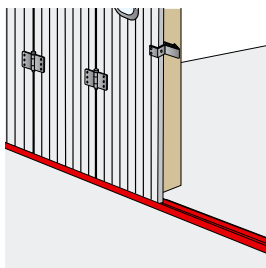
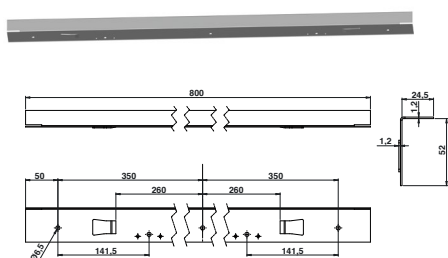
**Seuil de retour**

Code			Dispo. (sem.)
P77007810	<b>GALVA.</b>	20	1

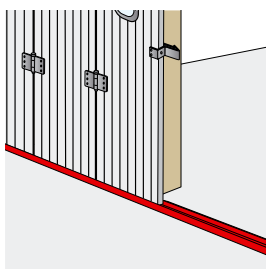
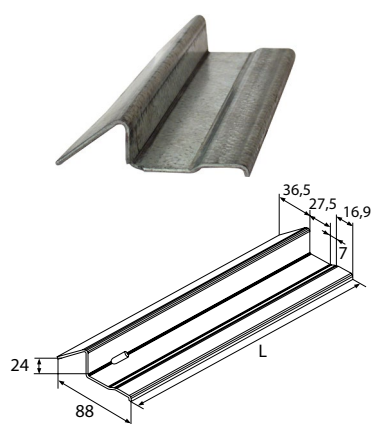
**Avec demi-sabot****Seuil de retour**

Code			Dispo. (sem.)
7K41045	<b>GALVA.</b>	1	2

Prévoir 3 rails pour 1 porte de garage standard.

**Flan de seuil**


Code			Dispo. (sem.)
P770078102	<b>GALVA.</b>	1	1

**Seuil profilé**

Code		L		Dispo. (sem.)
P79107305	<b>GALVA.</b>	3050	1	1
P79107610	<b>GALVA.</b>	6100	1	1
P79107735	<b>GALVA.</b>	7350	1	NC

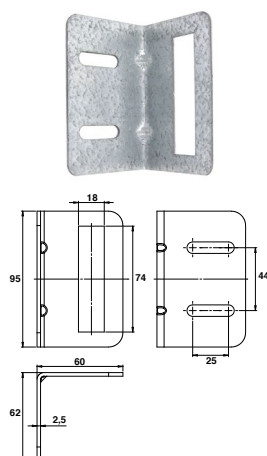
Seuil de porte épaisseur avec lumière pour l'écoulement des eaux tous les 0,50 m.





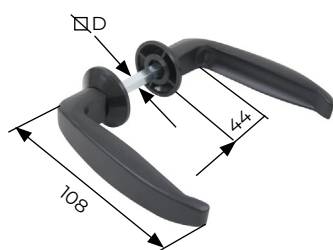
Serrure applique droite

Code		e		Dispo. (sem.)
7K0200		25	1	1



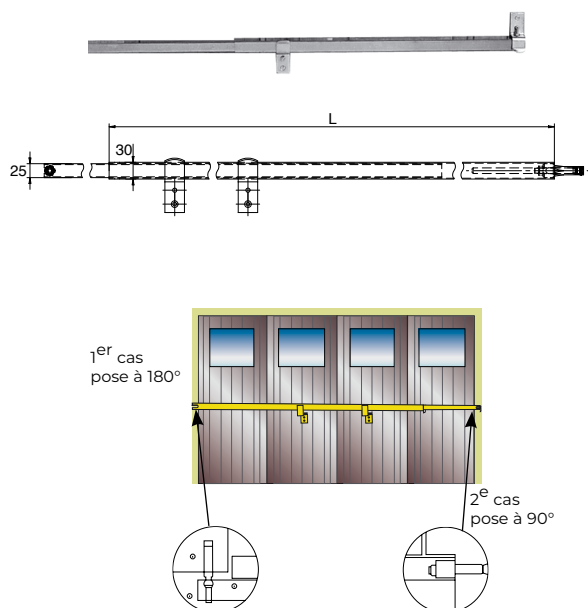
Gâche de serrure 2 lumières

Code			Dispo. (sem.)
PB00075		50	4



Béquille double saillie

Code		Ø D		Dispo. (sem.)
A290038		6	1	1



## Barre de sécurité

Code		L		Dispo. (sem.)
B0703603	Z.BLANC	De 2000 à 3200	1	1

## Composition

- 2 tubes en acier télescopiques carrés (l'un de 25 mm, l'autre de 30 mm)
- 2 supports
- 2 ensembles de fixation
- Visserie
- Notice de montage.

Modèle universel pour fenêtre ouvrant à la française, à guillotine, oscillobattant ou à soufflet.

Se fixe grâce à 2 points d'ancrage sur les vantaux de portes ainsi que 2 points d'ancrage sur les murs.  
2 possibilités de montage selon le type de porte.